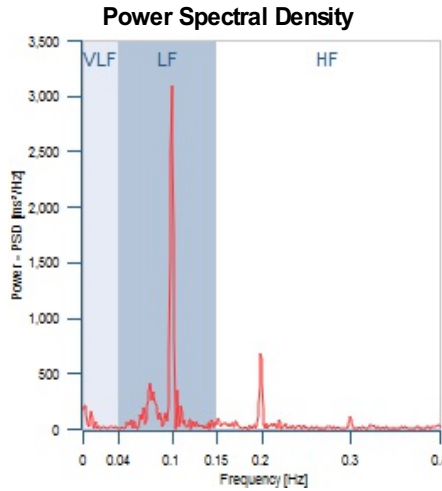


General data

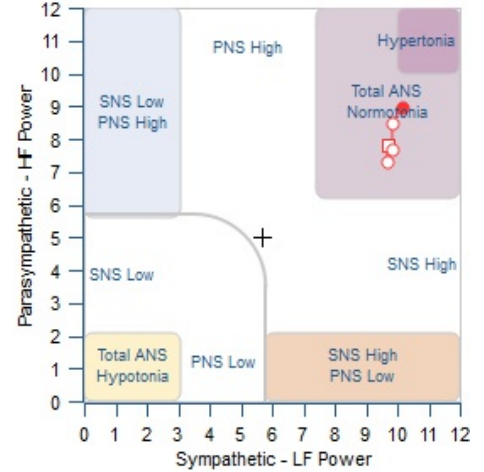
Patient:
Birthdate: 12/02/1996
Age: 25
Gender: M

ANS test

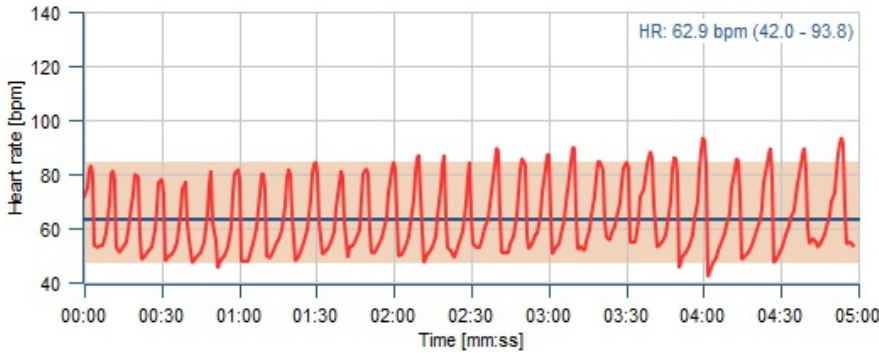
		Norms
Mean HR:	62.9 bpm	[46.9 - 84.8]
SDNN:	188 ms	min 50 ms
RMSSD:	134 ms	min 30 ms
Total power:	10.49	min 8
LF/VLF:	1.36	min 1
VLF power:	7.54	max 6.7
LF power:	10.17	min 6.7
HF power:	8.96	min 6.5
SNS LF%:	77.1 %	min 70%
PNS HF%:	22.9 %	
THM freq:	0.10 Hz	[0.08 - 0.12]
THM power:	3093 ms ² /Hz	min 500



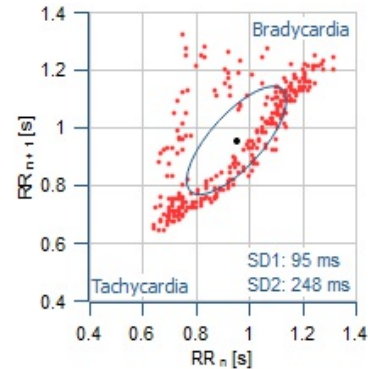
ANS Balance Power



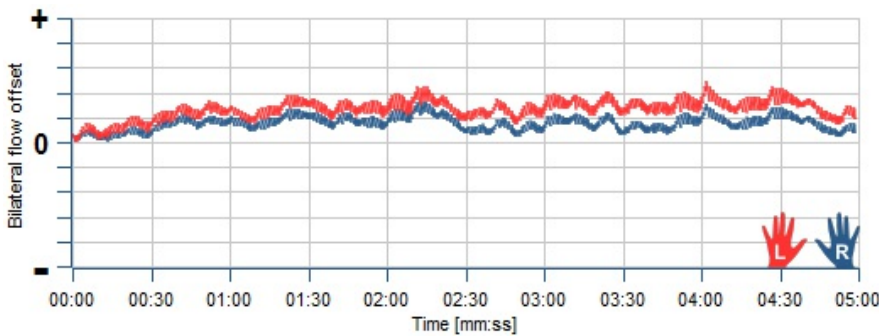
Heart rate



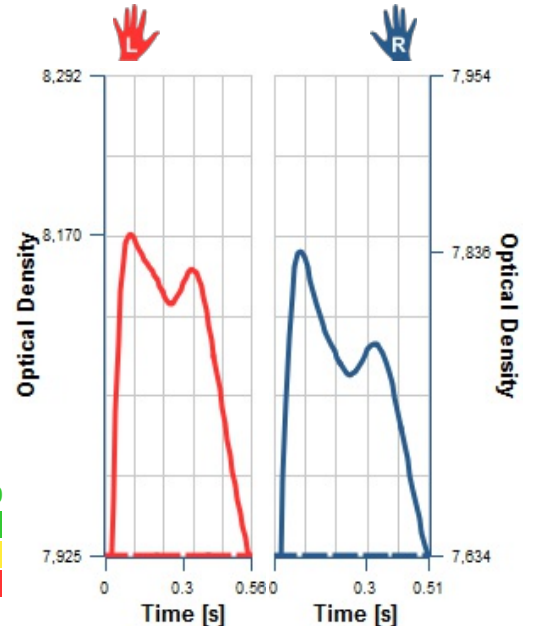
Scatter - Heart rate



Bilateral flow



Mean Pulse Wave

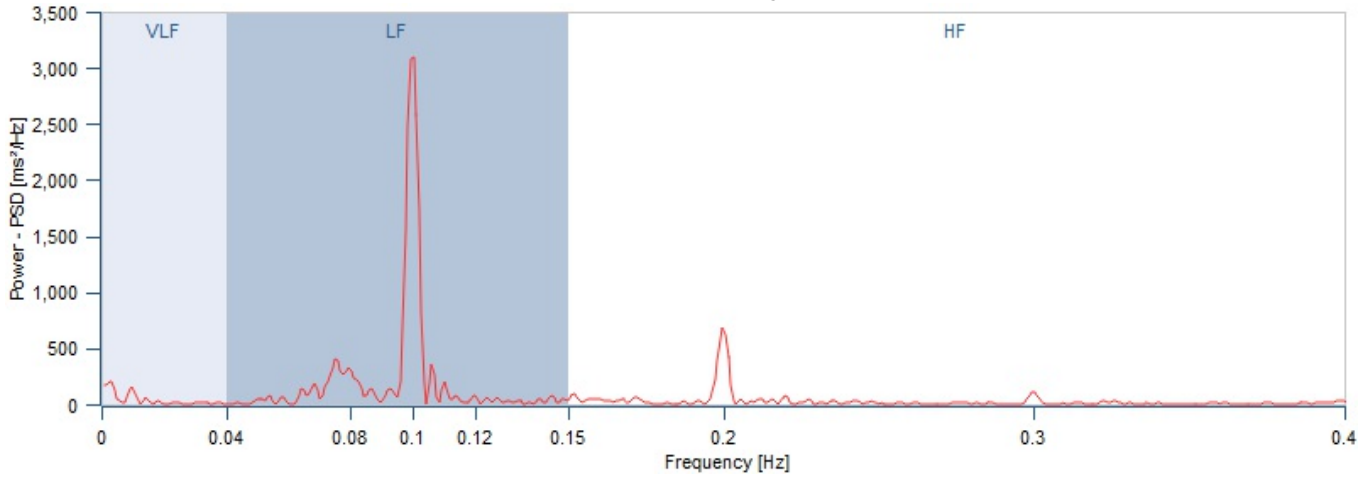


Bilat. Flow Gain (BFG):	661.0 519.4	min 300
Bilat. Flow Gain (BFG%):	56.0 44.0	norm[45-55]

Average spO₂ 99
 spO₂ ≥ 95%
 spO₂ [91% - 95%]
 spO₂ < 91%

Analytical report - not an integral part of the PPG Stress Flow device -

Power Spectral Density - XL



Date	14/02/2014	24/07/2020	04/09/2020	13/01/2021	06/08/2021
Mean HR[bpm]	69.3	74.8	75.2	72.5	62.9
SDNN[ms]	137	132	149	160	188
RMSSD[ms]	71	58	77	97	134
Total power	9.91	9.81	9.99	10.12	10.49
LF/VLF	1.28	1.37	1.40	1.39	1.36
VLF power	7.53	7.05	7.03	7.11	7.54
LF power	9.66	9.65	9.82	9.85	10.17
HF power	7.86	7.30	7.68	8.46	8.96
SNS LF [%]	85.8	91.3	89.5	80.0	77.1
THM Power	ND	ND	ND	1624	3093
THM Frequency	ND	ND	ND	0.082	0.10

Capillary Respiratory Exchange Ratio RER: 1.2 **normal range:** [0.7-1]

Breath rate rest: 6.0 breaths/min **normal range:** [6-18]

Capillary permeability: **Normal range:** [Very impaired, High, Increasing, Normal, Optimal]

Autonomic Nervous System Analysis

Positive regulation of the emotions with *inflammation and gateway reflex regulation*.
High adaptability.